



## Brighter ideas in emergency lighting

The UK's trusted provider of innovative,  
reliable, and sustainable emergency  
lighting solutions.

We are a specialist emergency lighting company providing systems, support, and expertise to help buildings stay safe, compliant, and easy to manage.

## CONTENTS

---

- 1 Introduction
- 2 Why choose Exilux?
- 3 How we support you
- 4 Training & CPD
- 6 Our products & systems
- 8 Our leadership team

## INTRODUCTION

### We shine when it matters most



#### Emergency lighting should be simple to understand and straightforward to manage

We don't cut corners or overcomplicate. Instead, we help clients make informed decisions based on their responsibilities, their buildings, and their long-term priorities.

Everything we do is knowledge-led and standards-driven. We focus on lasting relationships and provide expert support throughout the full life of every system we deliver.

#### Our promise

We keep projects moving with quick turnarounds and dependable UK stock.

Our experts stay involved from first brief to long-term support, offering honest, informed advice shaped by real site experience.

Every system is designed to be practical and easy to manage, whether self-contained or central battery operated.

Our non-CPD training and CIBSE-certified CPD training is delivered by recognised industry professionals, shaped by current standards and the reality of onsite responsibilities.

Above all we build solutions with long-term reliability, simplicity and sustainability at their core.

WHY CHOOSE EXILUX?

# We take a different approach

Emergency lighting is critical infrastructure. When it fails, the consequences are serious. Yet too often it is misunderstood and overcomplicated

### We focus on

Standards first, not sales first - advice driven by compliance and good practice.

- **Clear system choices** - no added complexity, just the right system for the job
- **Respect for every professional role** - working with consultants, contractors, and installers, to ensure shared success
- **Transparency and control** - systems designed to be monitored, managed and trusted
- **Long-term thinking** - solutions built for value, performance, and reliability over time

This gives our customers confidence that the system they choose is right, today and in the years ahead.

### Diverse sector experience

Our team has delivered emergency lighting solutions for some of the UK's most complex and highly regulated environments. Clients range from leading retail chains, international airports, defence and data centres.

We also work across a wide range of sectors including education, healthcare, manufacturing, transport and industry. From schools and hospitals to warehouses, museums and leisure centres. We focus on compliance, reliability, and ease of maintenance without compromising the look and feel of each space.



HOW WE SUPPORT YOU

# Knowledge-led support

### Professional advice

**Flexible solutions. Long-term partnerships**

Our account managers are your first point of contact and trusted sounding board. They work closely with you to understand your building, your priorities and your responsibilities, taking into account everything from infrastructure and scale to maintenance goals and budget. With decades of experience and a strong understanding of British standards, they provide clear, practical advice to help you explore the most appropriate system options.

### Commissioning, service & aftersales

**Your system. Your choice. Our support when you need it**

Our systems are designed to be clear, simple, and easy to manage. Many customers choose to commission and maintain them independently, supported by detailed manuals and intuitive controls. Where needed, we provide full commissioning, software updates, servicing, and technical support. Our aftersales approach is built on long-term relationships, offering reliable help and systems that are easy to maintain and built to last.

### Project support

**One point of contact. The right expertise, at the right time**

You will have a single, dedicated point of contact at Exilux who understands your project and acts as a direct link to our wider team. From early planning through to final sign off, they co-ordinate the support you need at every stage. They can help with quotations, specifications, tender queries and urgent product needs working alongside contractors, finance teams and service engineers to ensure no detail is overlooked.

### Specialist training

**Focused learning. Practical knowledge**

We provide both CIBSE-certified CPD courses and hands-on training tailored to our product range. These can be delivered in focused sessions, one-to-one or group seminars, onsite or online, equipping you and your teams with the knowledge and skills to maintain your systems and products at their best.

### Technical support

**Clear design. Proven performance**

We combine practical thinking with detailed technical knowledge. Our team provides full lighting calculations, design and layout advice, specification support and clear advice on system suitability and performance. This helps reduce risk and delivers compliant solutions that work in real settings.

We understand the challenges employers and building owners face in staying compliant



TRAINING & CPD

# Your learning partner for emergency lighting



If you need an accredited overview or hands-on guidance with your current system, we'll help you build the knowledge you need to make informed decisions

## CPD training (CIBSE-certified)

Focused on compliance. Designed for understanding

Our CPD sessions are standards-led not product-led. They are designed to build understanding of legal responsibilities, design considerations, system types, and ongoing maintenance and delivered by experienced professionals who are actively involved in shaping industry guidance.





### Power hours

A selection of focused 1-hour sessions covering key standards, system types, design considerations, and ownership responsibilities. Delivered onsite or online.

We also offer a growing programme of 1-hour sessions covering end-client responsibilities, system selection (including CPS and LPS), compliance, risk assessment, and ongoing maintenance.

## Comprehensive standards overview

An in-depth 8-hour course that explores the full scope of emergency lighting compliance aligned with the latest edition of BS 5266.

-  Emergency lighting fundamentals
-  A complete guide to CPS and LPS systems
-  Emergency lighting for end clients
-  Emergency lighting - BS 5266-1: 2025

We offer both non-CPD training and CIBSE-certified CPD training, to help end users, facilities teams, and consultants build confidence in emergency lighting

Whether you're new to the topic or looking to deepen your understanding, our sessions are designed to make complex standards more accessible and real-world applications more manageable.

## Non-CPD training

Bespoke, project and system-focused

We deliver tailored sessions built around real projects, system types, or the needs of your team. These focus on practical understanding and application, rather than formal certification and include comparisons between self-contained, CPS and LPS systems. Sessions can take place onsite, remotely, or at Exilux HQ.



OUR PRODUCTS & SYSTEMS

# Proven systems. Designed around real needs

At Exilux, we offer a structured range of emergency lighting systems built around three core types

Each one is designed to meet different levels of complexity, control, and oversight, giving you the flexibility to match the system to your building, budget, and long-term plans.

## Standalone self-contained emergency lighting (AT)

In these fittings, the battery and control gear are built into each luminaire. They work independently, without the need for a central system or cloud connection. All products in this range include auto-test (AT) functionality, with test results clearly indicated by a built-in LED.

This is the simplest route to compliance. It suits smaller sites or buildings where minimal infrastructure is preferred.

## Self-contained emergency lighting with central testing

For projects that need more visibility and oversight, self-contained luminaires can be connected to a central testing system.

We offer two options:

- ✓ **NRG BUS:**  
wired central testing
- ✓ **NRG ZB:**  
wireless central testing

These systems allow each fitting to carry out tests, report faults, and be monitored from one central point. With a central testing system in place, you also have the option to connect to *NRG Cloud* for remote access.

## Central & Low Power Systems (CPS & LPS)

In larger or more complex environments, central power systems may be the best fit. These setups house batteries and control gear in a central location, supplying power to multiple luminaires. We offer both central power and low power systems, depending on your objectives, with *NRG* and *NRG+* luminaires which can work with either.

We support two approaches:

- ✓ **NRG luminaires:**  
non-addressable, working at circuit level
- ✓ **NRG+ luminaires:**  
fully addressable with individual control, monitoring and diagnostics

This gives you the flexibility to design around your building, whether you need a simple layout or a highly controlled system with detailed data.

## Monitoring and testing

All of our systems are designed with built-in testing and monitoring. They automatically carry out scheduled tests, flag faults, and provide clear information to help you stay compliant.

Self-contained and central systems can:

- ✓ Communicate directly with connected luminaires
- ✓ Run both functional and duration tests automatically
- ✓ Detect and report faults with clear diagnostics
- ✓ Schedule or trigger tests manually
- ✓ Switch addressed maintained fittings on or off where needed

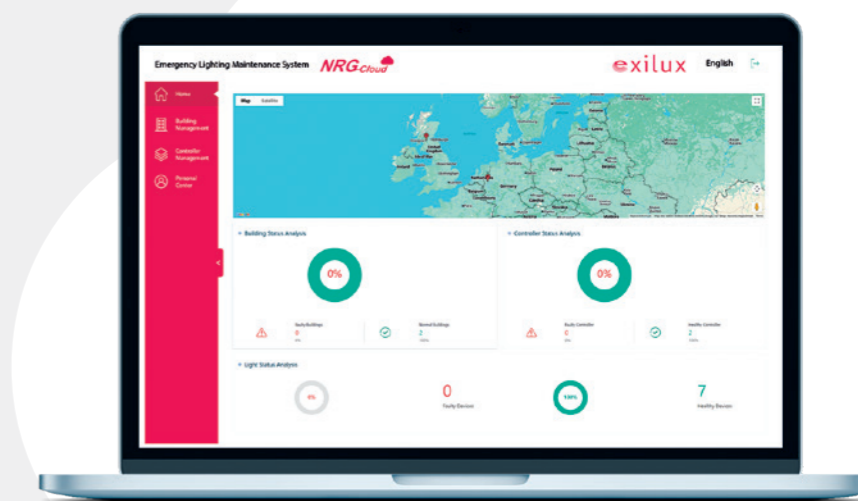
This reduces the need for manual testing, improves reliability, and provides a clear record of ongoing system performance - all without the need for bolt-on services.



## Our online monitoring platform

*NRG Cloud* provides remote access to system performance, test records, and diagnostics from anywhere. It works with our self-contained central testing systems (*NRG BUS* and *NRG ZB*) and also our LPS and CPS central power systems.

With *NRG Cloud*, you can monitor multiple system types across one or multiple venues from a single dashboard, helping you stay in control without being onsite.



To learn more about our products and systems visit our website: [www.exilux.co.uk](http://www.exilux.co.uk)

OUR LEADERSHIP TEAM

# Expertise you can rely on

Exilux is built around a team of experienced specialists with a practical, technical focus

Our leadership, account managers, technical experts and support teams work closely as one, sharing knowledge across every stage of a project to provide clear guidance, dependable systems and consistent long-term support you can rely on.



Tommy Flynn

Managing Director

Strategic leader focused on delivering custom solutions that meet every stakeholder's needs.

"For me, success comes from listening properly, paying attention to the detail, and doing the job right. If you look after your customers and your stakeholders, the rest tends to follow."



Massimo Cimatti

Technical Director

Industry expert with deep technical knowledge to tackle any challenge.

"Our responsibility is to ensure every product meets the highest technical and quality standards, from initial design through to final delivery."



Jenny Claxton

Operations Director

Committed to driving continuous improvement, optimising company processes to deliver maximum value to our clients.

"As better ways of working continue to evolve, we take great pride in earning customer loyalty through exceptional service, genuine value, and creating a company our people are proud to represent."

At Exilux, we're passionate about emergency lighting. We're more than just a provider - we're your dedicated partner in creating safer, more compliant environments with confidence. With decades of experience and a deep understanding of the industry and the UK market, we're here to guide you to the right solutions.

OUR VALUES



### Start with safety

Safety is always our starting point for everything we do. We treat safety as a fundamental necessity, not a luxury.



### Service is a mindset

Service is not just a department, it's how we work. We build respectful, lasting relationships through clear communication and dependable technical expertise. Every interaction is shaped by integrity and experience.



### Say less do more

We focus on real-world needs, solving practical problems with safe, compliant systems and future-ready thinking. We stay ahead of industry changes so our clients never fall behind.



### Sustainability focused

We make decisions with people and the planet in mind. By keeping things simple, honest and carefully considered, we create solutions that balance performance with responsibility.

Brighter ideas in  
emergency lighting.

To learn more, visit our website.  
[www.exilux.co.uk](http://www.exilux.co.uk)



exilux

01698 844700 [hello@exilux.co.uk](mailto:hello@exilux.co.uk)

Exilux, Suite 45, Grovewood Business Centre, Wren Court, Strathclyde Business Park, Bellshill ML4 3NQ